

# ALICE IN ASSUMPTION PARISH



## 2022 Point-in-Time Data

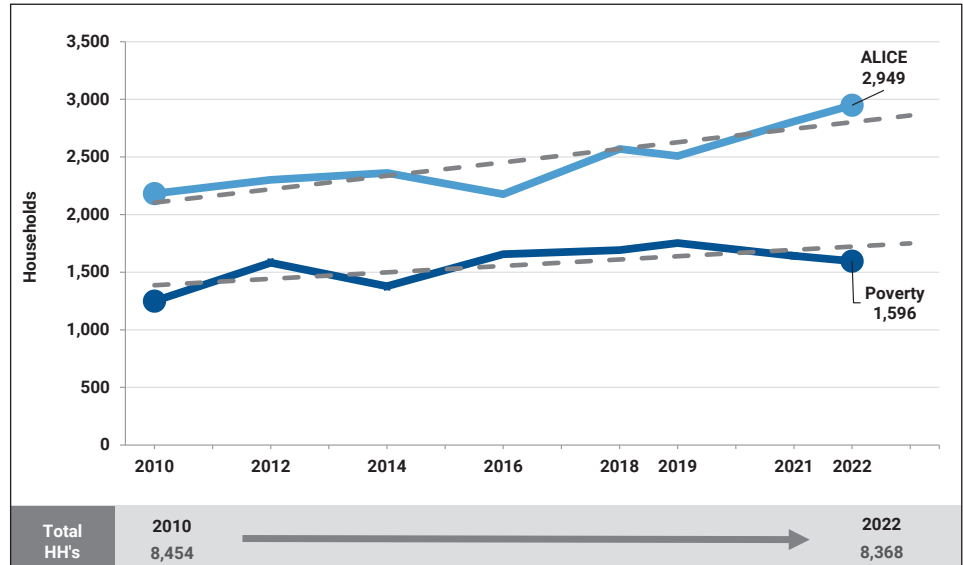
**Population:** 21,067 • **Number of Households:** 8,368  
**Median Household Income:** \$47,023 (state average: \$55,416)  
**Labor Force Participation Rate:** 54.4% (state average: 59.4%)  
**ALICE Households:** 35% (state average: 32%) • **Households in Poverty:** 19% (state average: 19%)

## Financial Hardship Over Time

**ALICE** is an acronym for **A**sset **L**imited, **I**ncome **C**onstrained, **E**mloyed – households that earn more than the Federal Poverty Level, but less than the basic cost of living for the parish (the ALICE Threshold). Households below the ALICE Threshold – ALICE households plus those in poverty – can't afford the essentials.

Households move below or above the ALICE Threshold as economic factors and circumstances change. This was especially true amid the economic crosscurrents of the COVID-19 pandemic, with higher wages, inflation, and additional pandemic assistance. By 2022, 4,545 households (54%) were below the ALICE Threshold in Assumption Parish.

## Households by Income, Assumption Parish, 2010–2022



Note: See an interactive version of this data at [UnitedForALICE.org/Louisiana](https://UnitedForALICE.org/Louisiana)

Sources: ALICE Threshold, 2010–2022; American Community Survey, 2010–2022

## The Cost of Basics Outpaces Wages

The Household Survival Budget reflects the minimum cost to live and work in the current economy and includes housing, child care, food, transportation, health care, technology, and taxes. It does not include savings for emergencies or future goals like college or retirement. The Household Survival Budget is calculated at the parish level and by household composition, as costs can vary greatly depending on location and household needs.

In 2022, household costs in Assumption Parish were well above the Federal Poverty Level of \$13,590 for a single adult and \$27,750 for a family of four.

To see costs for different household compositions in Assumption Parish, visit [UnitedForALICE.org/Household-Budgets/Louisiana](https://UnitedForALICE.org/Household-Budgets/Louisiana)

## Household Survival Budget, Assumption Parish, 2022

	SINGLE ADULT	2 ADULTS, 2 IN CHILD CARE
<b>Monthly Costs and Credits</b>		
Housing – Rent	\$438	\$428
Housing – Utilities	\$163	\$310
Child Care	–	\$1,421
Food	\$459	\$1,250
Transportation	\$430	\$1,080
Health Care	\$184	\$690
Technology	\$86	\$116
Miscellaneous	\$176	\$530
Tax Payments	\$291	\$1,051
Tax Credits	\$0	-\$443
<b>Monthly Total</b>	<b>\$2,227</b>	<b>\$6,433</b>
<b>ANNUAL TOTAL</b>	<b>\$26,724</b>	<b>\$77,196</b>
<b>Hourly Wage*</b>	<b>\$13.36</b>	<b>\$38.60</b>

\*Wage working full-time required to support this budget

For ALICE Survival Budget sources, visit [UnitedForALICE.org/Methodology](https://UnitedForALICE.org/Methodology)

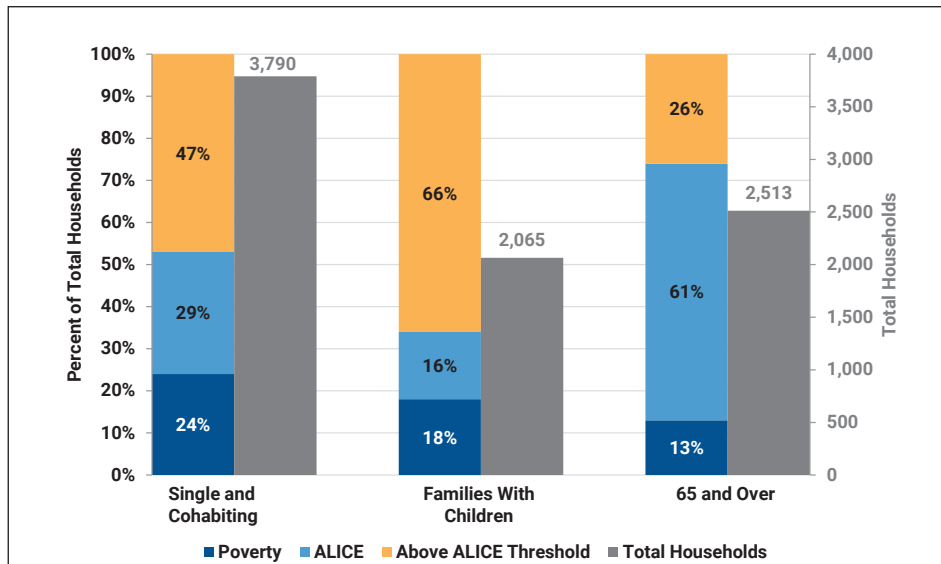
# Financial Hardship is Not Evenly Distributed

Groups with the largest number of households below the ALICE Threshold tend to also be the largest demographic groups. However, when looking at the percentage of each group that is below the ALICE Threshold, some groups are more likely to be ALICE than others.

By addressing the disparities in financial hardship by parish demographics, community members can move toward more equitable solutions.

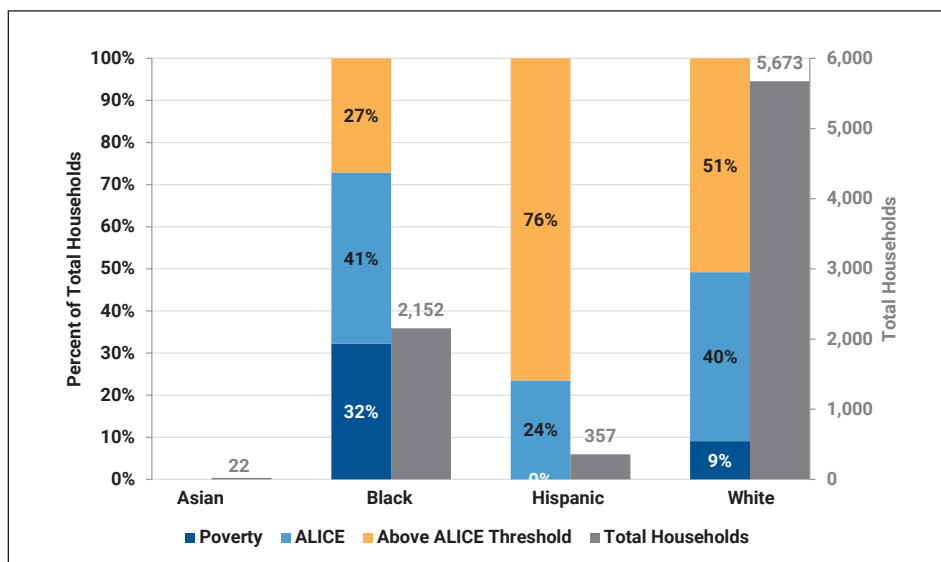
Visit [UnitedForALICE.org/Louisiana](https://UnitedForALICE.org/Louisiana) to view more national, state, and parish data.

## Household Financial Status by Household Type, Assumption Parish, 2022



Sources: ALICE Threshold, 2022; American Community Survey, 2022

## Household Financial Status by Race/Ethnicity, Assumption Parish, 2022



Note: Asian, Black, and White racial categories are for one race alone. Race and Hispanic ethnicity are overlapping categories. The Asian and Black groups may include Hispanic households; the White group includes only White, non-Hispanic households. The Hispanic ethnic group may include households of any race.

Sources: ALICE Threshold, 2022; American Community Survey, 2022

Assumption Parish, 2022		
	Total Households	% ALICE & Poverty
Bayou L'Ourse	646	58%
Belle Rose	807	51%
Labadieville	683	50%
Napoleonville	150	83%
Paincourtville	395	39%
Pierre Part	941	50%
Supreme	301	85%

Note: Municipal-level data on this page is 1 or 5-year averages for Incorporated Places (1-year for populations over 65,000 and 5-year for populations under 65,000). Geographies with fewer than 100 households are not included. Therefore, totals will not match the parish-level numbers.